



Characteristics

Invisair air curtain, extremely discreet, to be installed in a way that is not visible, embedded in false ceilings and columns. Equipped with Kleenfan photocatalysis technology that disinfects and purifies the air, for commercial and industrial doors.



- Kleenfan technology with photocatalytic purificant action fans. UV-A rays, from the long-life led, act on the titanium dioxide of the turbine generation Reactive Oxygen Species (ROS) than, through oxidation /reduction reactions, inactivate wide range of pathogenic microorganisms (viruses and bacteria). It mineralizes most of the pollutants present in urban areas produced by vehicles and industry (NOx, SOx, COx, formaldehydes, VOCs, etc.).
- Specially designed for applications where the body of the air curtain is to be installed inside a column or bulkhead for architectural reasons. It can be vertically or horizontally mounted.
- Self-supporting casing construction made of galvanized steel plate, finished in structural epoxy-polyester painting white colour RAL9016 as standard. Other colours or stainless steel are available on request.
- The air flow of Invisair follows a straight line from the air inlet grille to the to the discharge. Inlet area inside a bulkhead or column should be designed with suitable grille provided by others.
- Anodized aluminium outlet vanes, airfoil shaped, adjustable from 0 to 15° each side.
- Low noise double-inlet centrifugal fans with external rotor motor. 5-speed controller. EC models assembled with very low consumption efficiency fans.
- “P” type with water heated coil. “E” type with electrical shielded elements, three stages with integrated regulation. “A” type without heating, air only. Optional expansion DX coil.
- Includes Plug&Play control with 7m RJ45 cable and infrared remote control. Optional: Clever control (programmable, automatic, intelligent, energy saving, Modbus RTU for BMS...)

Specifications

50Hz

Unheated		
Model	Nominal Airflow (m³/h)	Recommended Installation Range (m)
IECG 1500 A FC	3600	3-4,2
IECG 2000 A FC	5400	3-4,2
IECG 2500 A FC	6300	3-4,2

Electrical Heating			
Model	Nominal Airflow (m³/h)	Electrical Heating Capacity 400Vx3 (kW)	Recommended Installation Range (m)
IECG 1500 E FC	3600	7,5/15/22,5	3-4,2
IECG 2000 E FC	5400	10/20/30	3-4,2
IECG 2500 E FC	6300	10/20/30	3-4,2

Water Heating					
Model	Nominal Airflow (m³/h)	Recommended Installation Range (m)	Heating Capacity 80/60°C (kW)	Heating Capacity 60/40°C (kW)	Heating Capacity 50/40°C (kW)
IECG 1500 P86 FC	3400	3-4,2	17.29	-	-
IECG 2000 P86 FC	5100	3-4,2	26.86	-	-
IECG 2500 P86 FC	5950	3-4,2	33.63	-	-
IECG 1500 P64 FC	3400	3-4,2	-	16.77	-
IECG 2000 P64 FC	5100	3-4,2	-	24.14	-
IECG 2500 P64 FC	5950	3-4,2	-	28.84	-
IECG 1500 P54 FC	3400	3-4,2	-	-	17.86



Water Heating					
Model	Nominal Airflow (m ³ /h)	Recommended Installation Range (m)	Heating Capacity 80/60°C (kW)	Heating Capacity 60/40°C (kW)	Heating Capacity 50/40°C (kW)
IECG 2000 P54 FC	5100	3-4,2	-	-	25.24
IECG 2500 P54 FC	5950	3-4,2	-	-	31.38

60Hz

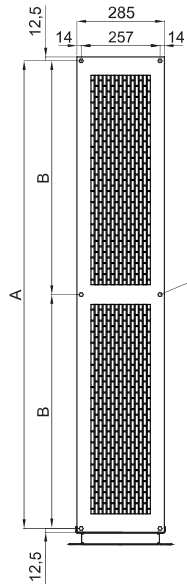
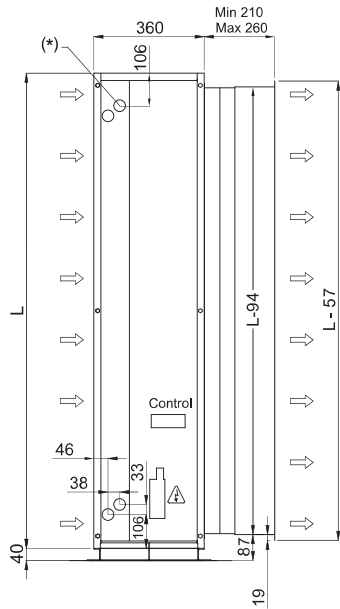
Unheated		
Model	Nominal Airflow (m ³ /h)	Recommended Installation Range (m)
IECG 1500 A FC	3600	3-4,2
IECG 2000 A FC	5400	3-4,2
IECG 2500 A FC	6300	3-4,2

Electrical Heating			
Model	Nominal Airflow (m ³ /h)	Electrical Heating Capacity 400Vx3 (kW)	Recommended Installation Range (m)
IECG 1500 E FC	3600	7,5/15/22,5	3-4,2
IECG 2000 E FC	5400	10/20/30	3-4,2
IECG 2500 E FC	6300	10/20/30	3-4,2

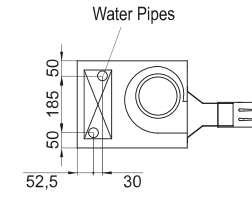
Water Heating					
Model	Nominal Airflow (m ³ /h)	Recommended Installation Range (m)	Heating Capacity 80/60°C (kW)	Heating Capacity 60/40°C (kW)	Heating Capacity 50/40°C (kW)
IECG 1500 P86 FC	3400	3-4,2	17.29	-	-
IECG 2000 P86 FC	5100	3-4,2	26.86	-	-
IECG 2500 P86 FC	5950	3-4,2	33.63	-	-
IECG 1500 P64 FC	3400	3-4,2	-	16.77	-
IECG 2000 P64 FC	5100	3-4,2	-	24.14	-
IECG 2500 P64 FC	5950	3-4,2	-	28.84	-
IECG 1500 P54 FC	3400	3-4,2	-	-	17.86
IECG 2000 P54 FC	5100	3-4,2	-	-	25.24
IECG 2500 P54 FC	5950	3-4,2	-	-	31.38



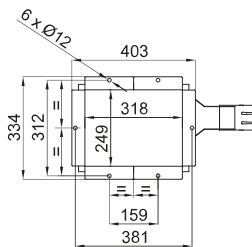
Dimensions



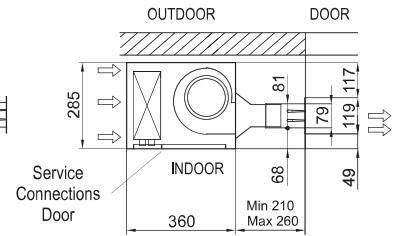
OPTIONAL
Lateral water pipes entrance



Floor fixing points with foot



Standard Installation
(Vertical left side)



Invisair	L	A	B
1500	1550	1525	762,5
2000	2055	2030	1015
2500	2555	2530	1265