





Characteristics

To be installed in false ceilings in industry and commerce with air and surface purification and disinfection system by photocatalysis and OH-. Recessed Dam air curtain combines Kleenfan and Wellisair technologies which, through the effect of photocatalysis and the generation of OH- hydroxyl radicals, eliminate viruses, bacteria, odours and contaminating gases, improving air quality.



- Combines a double patented purification technology through the generation of hydroxyl radicals OH- and the effect of photocatalysis.
- Innovative active OH technology with efficient production of hydroxyl radicals, complies with the exposure limits against chemical agents adopted by the National Institute of Safety and Health (INSS), which purifies both air and surfaces through a chain reaction. Through Advanced Oxidation Processes (AOP) inactivates up to 99.9% of pathogenic microorganisms (viruses and bacteria), improves air quality (reducing volatile organic compounds and suspended particles) and eliminates odours.
- Includes one purificant cartridge with hydrogen peroxide solution to generate hydroxyl radicals.
- Kleenfan technology with photocatalytic purificant action fans. UV-A rays, from the long-life led, act on the titanium dioxide of the turbine generation Reactive Oxygen Species (ROS) than, through oxidation /reduction reactions, inactivate wide range of pathogenic microorganisms (viruses and bacteria). It mineralizes most of the pollutants present in urban areas produced by vehicles and industry (NOx, SOx, COx, formaldehydes, VOCs, etc.).
- Includes Advanced Clever Control with purification program operation 24h/day, 4 levels of air quality indicator and replacement alarm of hydrogen peroxide purificant cartridge (around 3 months duration, depending on conditions). Plug&Play, programmable, Intelligent, automatic, energy saving mode, Modbus RTU by PLC...
- Compact and low profile recessed air curtain with full grille view.
- Self-supporting casing construction made of galvanized steel plate, ready to be installed recessed in a false ceiling.
- Inlet grille (free of maintenance) made with aluminium profiles and blow-out nozzle, integrated in a single white frame colour RAL 9016. Other colours are available on request.
- EC Double-inlet centrifugal fans driven by an external rotor motor and low noise level, with very low consumption efficiency fans.
- "P" type with water heated coil. "E" type with electrical shielded elements, three stages with integrated regulation. "A" type without heating, air only. Optional expansion DX coil.

Specifications

50Hz

Unheated		
Model	Nominal Airflow (m³/h)	Recommended Installation Height (m)
RDAM ECM 1000 A OH+FC	1840	2,5-3,8
RDAM ECM 1500 A OH+FC	2760	2,5-3,8
RDAM ECM 2000 A OH+FC	3680	2,5-3,8
RDAM ECM 2500 A OH+FC	4600	2,5-3,8
RDAM ECG 1000 A OH+FC	2700	3-4,2
RDAM ECG 1500 A OH+FC	3600	3-4,2
RDAM ECG 2000 A OH+FC	5400	3-4,2
RDAM ECG 2500 A OH+FC	6300	3-4,2

Electrical Heating			
Model	Nominal Airflow (m³/h)	Electrical Heating Capacity 400Vx3 (kW)	Recommended Installation Height (m)
RDAM ECM 1000 E OH+FC	1840	3/6/9	2,5-3,8



Electrical Heating			
Model	Nominal Airflow (m³/h)	Electrical Heating Capacity 400Vx3 (kW)	Recommended Installation Height (m)
RDAM ECM 1500 E OH+FC	2760	4/8/12	2,5-3,8
RDAM ECM 2000 E OH+FC	3680	6/12/18	2,5-3,8
RDAM ECM 2500 E OH+FC	4600	6/12/18	2,5-3,8
RDAM ECG 1000 E OH+FC	2700	5/10/15	3-4,2
RDAM ECG 1500 E OH+FC	3600	7,5/15/22,5	3-4,2
RDAM ECG 2000 E OH+FC	5400	10/20/30	3-4,2
RDAM ECG 2500 E OH+FC	6300	10/20/30	3-4,2

Water Heating					
Model	Nominal Airflow (m³/h)	Recommended Installation Height (m)	Heating Capacity 80/60°C (kW)	Heating Capacity 60/40°C (kW)	Heating Capacity 50/40°C (kW)
RDAM ECM 1000 P86 OH+FC	1720	2,5-3,8	9.38	-	-
RDAM ECM 1500 P86 OH+FC	2580	2,5-3,8	14.58	-	-
RDAM ECM 2000 P86 OH+FC	3440	2,5-3,8	21.12	-	-
RDAM ECM 2500 P86 OH+FC	4300	2,5-3,8	27.53	-	-
RDAM ECG 1000 P86 OH+FC	2550	3-4,2	11.89	-	-
RDAM ECG 1500 P86 OH+FC	3400	3-4,2	17.29	-	-
RDAM ECG 2000 P86 OH+FC	5100	3-4,2	26.86	-	-
RDAM ECG 2500 P86 OH+FC	5950	3-4,2	33.63	-	-
RDAM ECM 1000 P64 OH+FC	1720	2,5-3,8	-	8.77	-
RDAM ECM 1500 P64 OH+FC	2580	2,5-3,8	-	14.02	-
RDAM ECM 2000 P64 OH+FC	3440	2,5-3,8	-	18.7	-
RDAM ECM 2500 P64 OH+FC	4300	2,5-3,8	-	23.33	-
RDAM ECG 1000 P64 OH+FC	2550	3-4,2	-	11.27	-
RDAM ECG 1500 P64 OH+FC	3400	3-4,2	-	16.77	-
RDAM ECG 2000 P64 OH+FC	5100	3-4,2	-	24.14	-
RDAM ECG 2500 P64 OH+FC	5950	3-4,2	-	28.84	-
RDAM ECM 1000 P54 OH+FC	1720	2,5-3,8	-	-	8.74
RDAM ECM 1500 P54 OH+FC	2580	2,5-3,8	-	-	14.71
RDAM ECM 2000 P54 OH+FC	3440	2,5-3,8	-	-	19.13
RDAM ECM 2500 P54 OH+FC	4300	2,5-3,8	-	-	24.95
RDAM ECG 1000 P54 OH+FC	2550	3-4,2	-	-	11.5
RDAM ECG 1500 P54 OH+FC	3400	3-4,2	-	-	17.86



Water Heating					
Model	Nominal Airflow (m³/h)	Recommended Installation Height (m)	Heating Capacity 80/60°C (kW)	Heating Capacity 60/40°C (kW)	Heating Capacity 50/40°C (kW)
RDAM ECG 2000 P54 OH+FC	5100	3-4,2	-	-	25.24
RDAM ECG 2500 P54 OH+FC	5950	3-4,2	-	-	31.38

60Hz

Unheated		
Model	Nominal Airflow (m³/h)	Recommended Installation Height (m)
RDAM ECM 1000 A OH+FC	1840	2,5-3,8
RDAM ECM 1500 A OH+FC	2760	2,5-3,8
RDAM ECM 2000 A OH+FC	3680	2,5-3,8
RDAM ECM 2500 A OH+FC	4600	2,5-3,8
RDAM ECG 1000 A OH+FC	2700	3-4,2
RDAM ECG 1500 A OH+FC	3600	3-4,2
RDAM ECG 2000 A OH+FC	5400	3-4,2
RDAM ECG 2500 A OH+FC	6300	3-4,2

Electrical Heating			
Model	Nominal Airflow (m³/h)	Electrical Heating Capacity 400Vx3 (kW)	Recommended Installation Height (m)
RDAM ECM 1000 E OH+FC	1840	3/6/9	2,5-3,8
RDAM ECM 1500 E OH+FC	2760	4/8/12	2,5-3,8
RDAM ECM 2000 E OH+FC	3680	6/12/18	2,5-3,8
RDAM ECM 2500 E OH+FC	4600	6/12/18	2,5-3,8
RDAM ECG 1000 E OH+FC	2700	5/10/15	3-4,2
RDAM ECG 1500 E OH+FC	3600	7,5/15/22,5	3-4,2
RDAM ECG 2000 E OH+FC	5400	10/20/30	3-4,2
RDAM ECG 2500 E OH+FC	6300	10/20/30	3-4,2

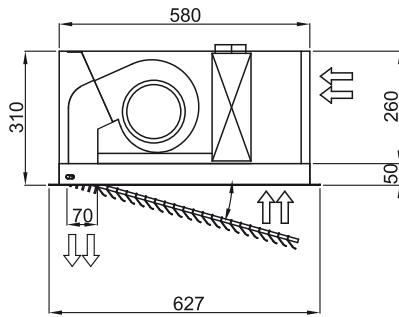
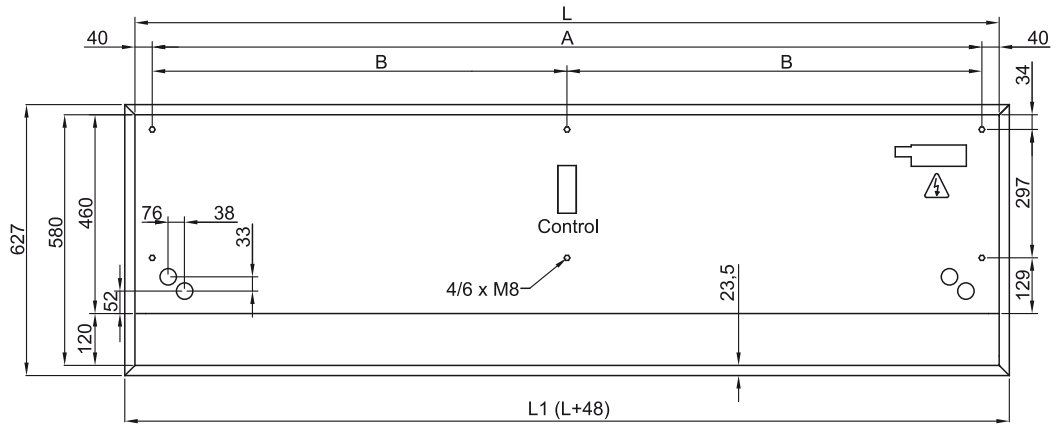
Water Heating					
Model	Nominal Airflow (m³/h)	Recommended Installation Height (m)	Heating Capacity 80/60°C (kW)	Heating Capacity 60/40°C (kW)	Heating Capacity 50/40°C (kW)
RDAM ECM 1000 P86 OH+FC	1720	2,5-3,8	9.38	-	-
RDAM ECM 1500 P86 OH+FC	2580	2,5-3,8	14.58	-	-
RDAM ECM 2000 P86 OH+FC	3440	2,5-3,8	21.12	-	-
RDAM ECM 2500 P86 OH+FC	4300	2,5-3,8	27.53	-	-
RDAM ECG 1000 P86 OH+FC	2550	3-4,2	11.89	-	-
RDAM ECG 1500 P86 OH+FC	3400	3-4,2	17.29	-	-
RDAM ECG 2000 P86 OH+FC	5100	3-4,2	26.86	-	-
RDAM ECG 2500 P86 OH+FC	5950	3-4,2	33.63	-	-
RDAM ECM 1000 P64 OH+FC	1720	2,5-3,8	-	8.77	-



Model	Nominal Airflow (m ³ /h)	Water Heating			
		Recommended Installation Height (m)	Heating Capacity 80/60°C (kW) (kW)	Heating Capacity 60/40°C (kW) (kW)	Heating Capacity 50/40°C (kW)
RDAM ECM 1500 P64 OH+FC	2580	2,5-3,8	-	14.02	-
RDAM ECM 2000 P64 OH+FC	3440	2,5-3,8	-	18.7	-
RDAM ECM 2500 P64 OH+FC	4300	2,5-3,8	-	23.33	-
RDAM ECG 1000 P64 OH+FC	2550	3-4,2	-	11.27	-
RDAM ECG 1500 P64 OH+FC	3400	3-4,2	-	16.77	-
RDAM ECG 2000 P64 OH+FC	5100	3-4,2	-	24.14	-
RDAM ECG 2500 P64 OH+FC	5950	3-4,2	-	28.84	-
RDAM ECM 1000 P54 OH+FC	1720	2,5-3,8	-	-	8.74
RDAM ECM 1500 P54 OH+FC	2580	2,5-3,8	-	-	14.71
RDAM ECM 2000 P54 OH+FC	3440	2,5-3,8	-	-	19.13
RDAM ECM 2500 P54 OH+FC	4300	2,5-3,8	-	-	24.95
RDAM ECG 1000 P54 OH+FC	2550	3-4,2	-	-	11.5
RDAM ECG 1500 P54 OH+FC	3400	3-4,2	-	-	17.86
RDAM ECG 2000 P54 OH+FC	5100	3-4,2	-	-	25.24
RDAM ECG 2500 P54 OH+FC	5950	3-4,2	-	-	31.38



Dimensions



	L	L1	A	B
Recessed Dam 1000	1000	1048	920	-
Recessed Dam 1500	1500	1548	1420	710
Recessed Dam 2000	2000	2048	1920	960
Recessed Dam 2500	2500	2548	2420	1210